










STANDARDS	 EN 1149-5 Antistatic protection	 EN 11611 Welding protection	 EN 11612 Heat and flame protection	 EN 61482-2 Arc Flash protection	 EN 20471 High visibility reflective properties	 EN 13034 Type 6 Chemical protection	 EN 342 Cold protection	
EMBROIDERED EMBLEMS	Emblems (made from antistatic fabric), accessories and other features with no conductive properties, have to be firmly attached without being able to become detached; it is not allowed to fix them via hook&loop fastening or via snap fasteners.		Manufacture: Background and embroidery yarn is only to be used in certified FR version. If a background material and/or embroidery yarn not tested by the manufacturer is used, the embroidery emblem must be tested individually. The stitching of the embroidery emblems must be done with FR yarn		In order to comply with the determined high-visibility protection classes, the manufacturer's instructions regarding the maximum available space for the emblem application must be considered when selecting the emblem sizes.* At least 5 cm distance to reflective stripes are to be kept.		For embroidered emblems, the outer fabric should be used as the background material or a similar material with the same or higher performance class.	Embroidered emblems can be applied without affecting the thermal insulation specified by the manufacturer.*
	If a background material and/or embroidery yarn not tested by the manufacturer is used, the embroidered emblem must be explicitly tested on the desired materials if the size exceeds 100 cm ² !		Manufacture: For the EN standard code E and D 1-3, manufacture in the roof tile effect is always necessary to do.					
DIRECT EMBROIDERIES			Manufacture: The direct embroidery absolutely must be underlaid with a FR material towards the body. The embroidery yarn is only to be used in certified FR version. If another embroidery thread is used, the direct embroidery must be tested individually.		In order to comply with the determined high-visibility protection classes, the manufacturer's instructions regarding the maximum available space for the emblem application must be considered when selecting the emblem sizes.* At least 5 cm distance to reflective stripes are to be kept.		Direct embroideries larger than 20 cm ² must be explicitly tested and must be underlaid with the outer fabric towards the body.	Direct embroideries are only allowed to be attached for the following product lines: Comfort, Hygiene, Contour and Fleece; they need to be tested depending on the embroidery's size.*
PATCHED EMBLEMS	If a patch emblem not tested by the manufacturer is used, the patch emblem must be explicitly tested on the desired materials if the size exceeds 100 cm ² !		Manufacture: Material qualities not shown in our catalogue (see pages 222-225), and marked as certified, must be tested individually in the largest possible size in accordance with EN 15025, ISO 17493 and EN 1149-5 and, if necessary, in accordance with the standard specification code D+E.		In order to comply with the determined high-visibility protection classes, the manufacturer's instructions regarding the maximum available space for the emblem application must be considered when selecting the emblem sizes.* At least 5 cm distance to reflective stripes are to be kept.		Patched emblems may be attached by the manufacturer without any restrictions.	Not allowed.
WOVEN EMBLEMS	Web emblems that are not conductive must be firmly attached without being able to become detached.		For woven emblems larger than 10 cm ² has to be available a recent test report according to EN 15025.		In order to comply with the determined high-visibility protection classes, the manufacturer's instructions regarding the maximum available space for the emblem application must be considered when selecting the emblem sizes.* At least 5 cm distance to reflective stripes are to be kept.		Woven emblems larger than 20 cm ² must be explicitly tested.	Woven emblems can be applied without affecting the thermal insulation specified by the manufacturer.*

* The details of the maximum available space for the emblem application are shown on our product data sheets for each sales item. Please contact our sales representatives for more information (see page 239).